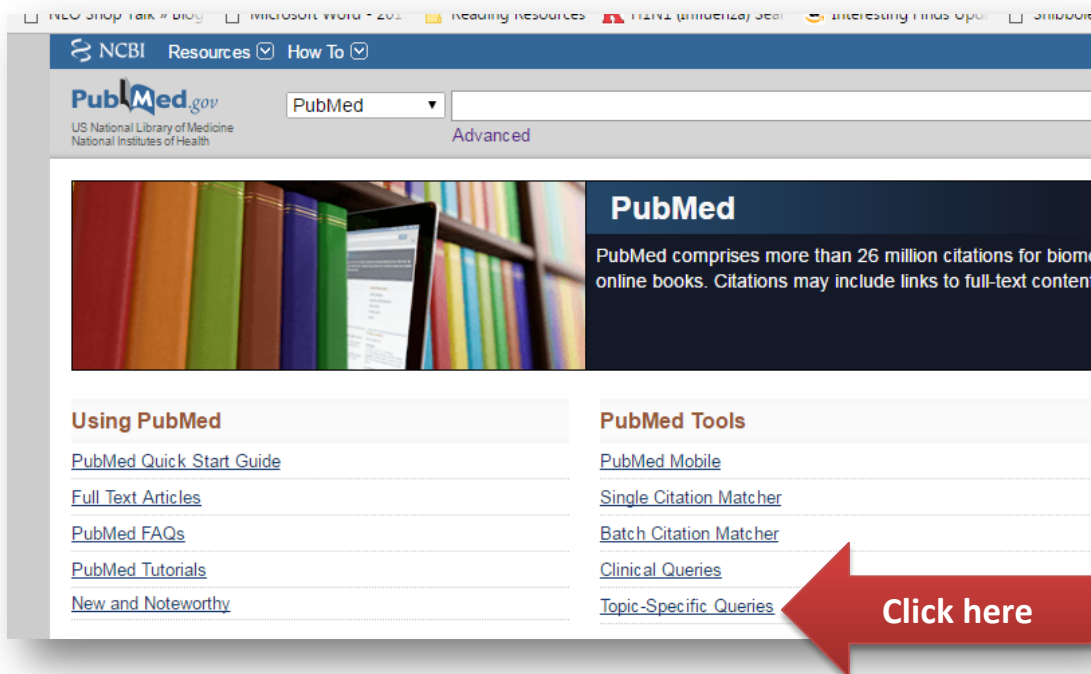


How To Use PubMed to Request Articles (For Nursing)

1. Go to the library homepage: www.ellismedlibrary.org

2. Click on the  logo under Quick Links. (You may have to scroll down.)

3. To search nursing journals only, click on “Topic Specific Queries” in the middle of the page.



NCBI Resources How To

PubMed.gov
US National Library of Medicine
National Institutes of Health

PubMed

PubMed comprises more than 26 million citations for biomedicine and health care. Citations may include links to full-text content.

Using PubMed

- [PubMed Quick Start Guide](#)
- [Full Text Articles](#)
- [PubMed FAQs](#)
- [PubMed Tutorials](#)
- [New and Noteworthy](#)

PubMed Tools

- [PubMed Mobile](#)
- [Single Citation Matcher](#)
- [Batch Citation Matcher](#)
- [Clinical Queries](#)
- [Topic-Specific Queries](#)

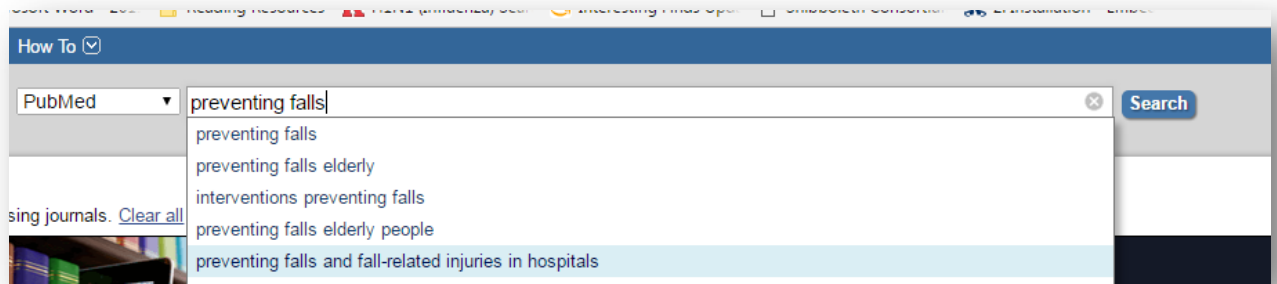
Click here

4. Scroll to the very bottom of the next page, and click on “Nursing Journals”

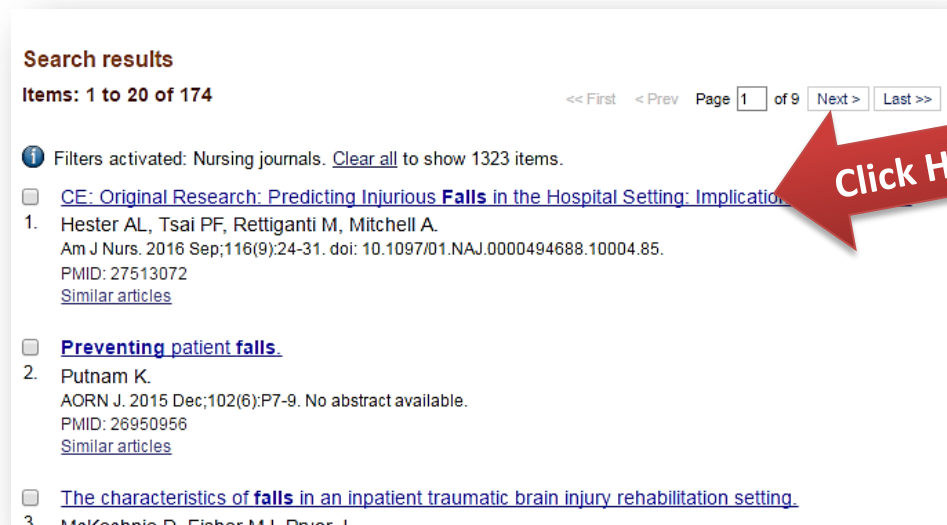
Journal Collections	Description
Core clinical journals	Limits search to the PubMed Core clinical journal subset
Dental journals	Limits search to the PubMed Dental journal subset
Nursing Journals	Limits search to the PubMed Nursing Journals

Click Here

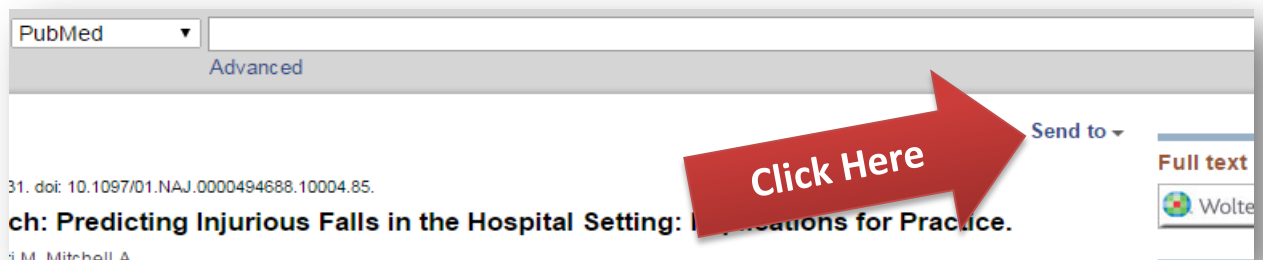
5. Next, type in your search terms into the search box at the top of the page and click “Search”.



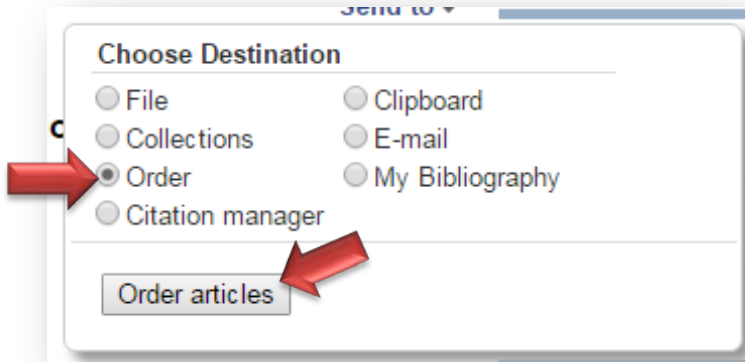
6. When you see an article in the search results you are interested, click on the title.



7. To order the full text of the article, click on “Send To” in the top right corner of the abstract.



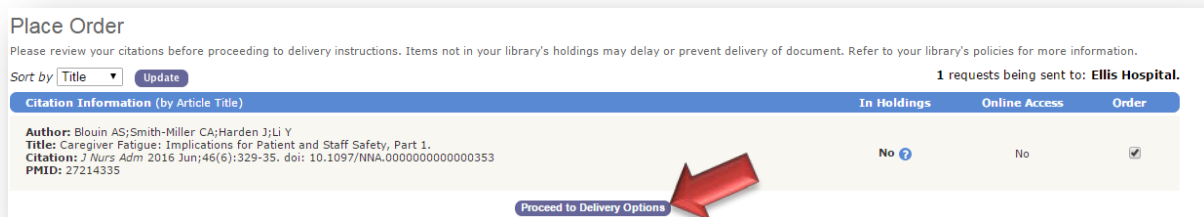
8. Then, click “Order”, and “Order Articles”.



9. This will bring you to the Loansome Doc homescreen. Login in using your email address and the password ellis and click “Login”.



10. Then, click “Proceed to Delivery Options”.



11. Check the box next to “I have read and understand the Copyright Compliance” and then click “Continue” at the bottom of the page.



A screenshot of a web form. At the top, there is a text input field with a red arrow pointing to it. Below the field is a checkbox with the text "I have read and understand the Copyright Compliance." next to it. At the bottom right of the form, there are two buttons: "Back" and "Continue", with a red arrow pointing to the "Continue" button.

12. On the next screen, click “Send Order”. Now you are finished! You should receive the requested article in your email within the next few days.



A screenshot of a web page titled "Place Order > confirm Order". The page has a navigation bar with "Place Order", "Order Status", "My Account", and "Logout". Below the navigation bar, there is a section for "Requested Documents" with details: Author: Blouin AS; Smith-Miller CA; Harden J; Li Y; Title: Caregiver Fatigue: Implications for Patient and Staff Safety, Part 1; Citation: J Nurs Adm 2016 Jun;46(6):329-35. doi: 10.1097/NNA.0000000000000353; PMID: 27214335. Below this is a section for "Delivery Instructions" with details: Delivery Method: E-mail (PDF); Delivery Address: library@ellismedicine.org. Below that is a section for "Order Details" with the text "I have read and understand the Copyright Compliance." At the bottom of the page, there are two buttons: "Back" and "Send Order", with a red arrow pointing to the "Send Order" button.

Please call the library at 518-243-4381 with any questions.